

ROTOBEC



**PORT
SOLUTIONS**

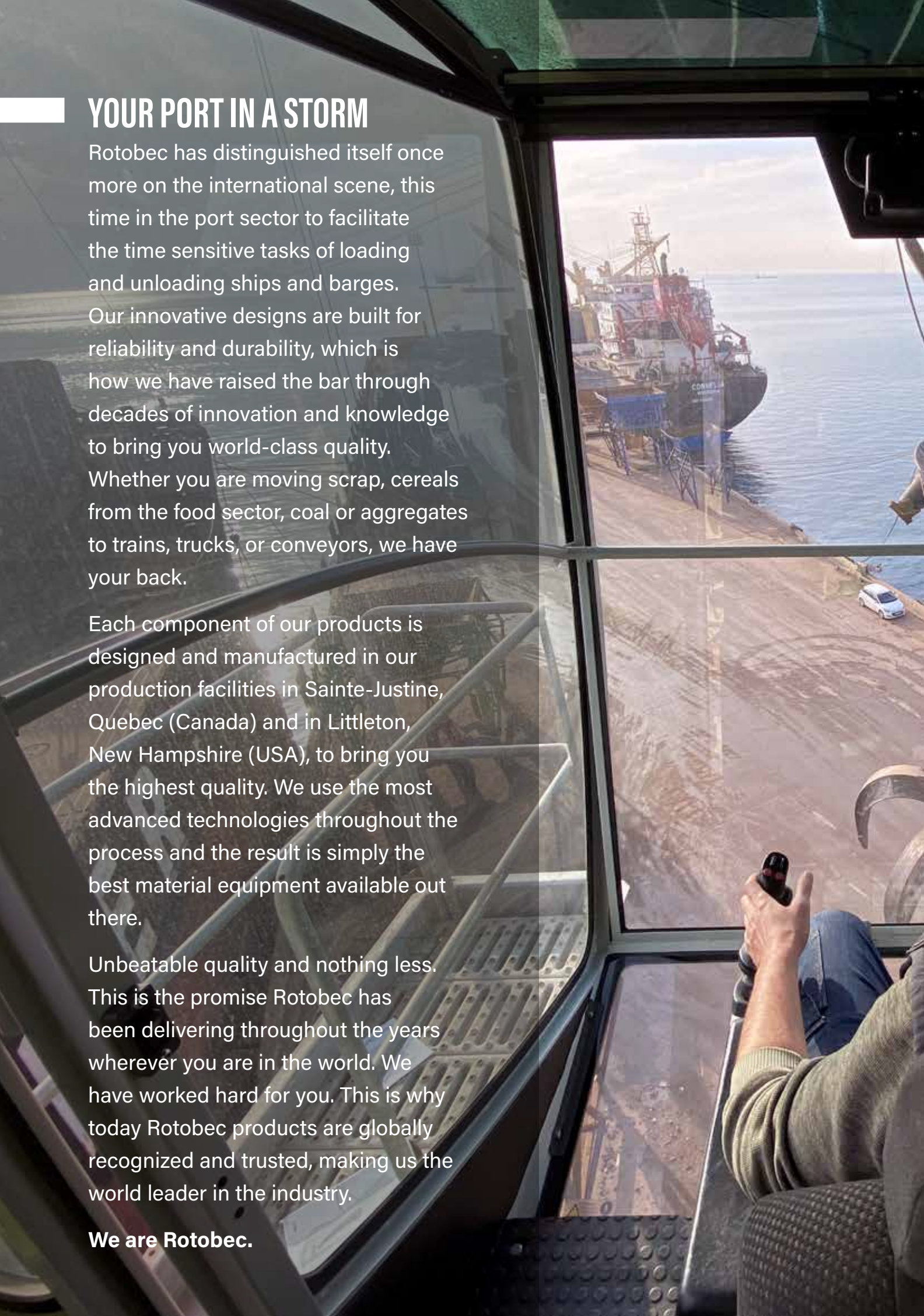
YOUR PORT IN A STORM

Rotobec has distinguished itself once more on the international scene, this time in the port sector to facilitate the time sensitive tasks of loading and unloading ships and barges. Our innovative designs are built for reliability and durability, which is how we have raised the bar through decades of innovation and knowledge to bring you world-class quality. Whether you are moving scrap, cereals from the food sector, coal or aggregates to trains, trucks, or conveyors, we have your back.

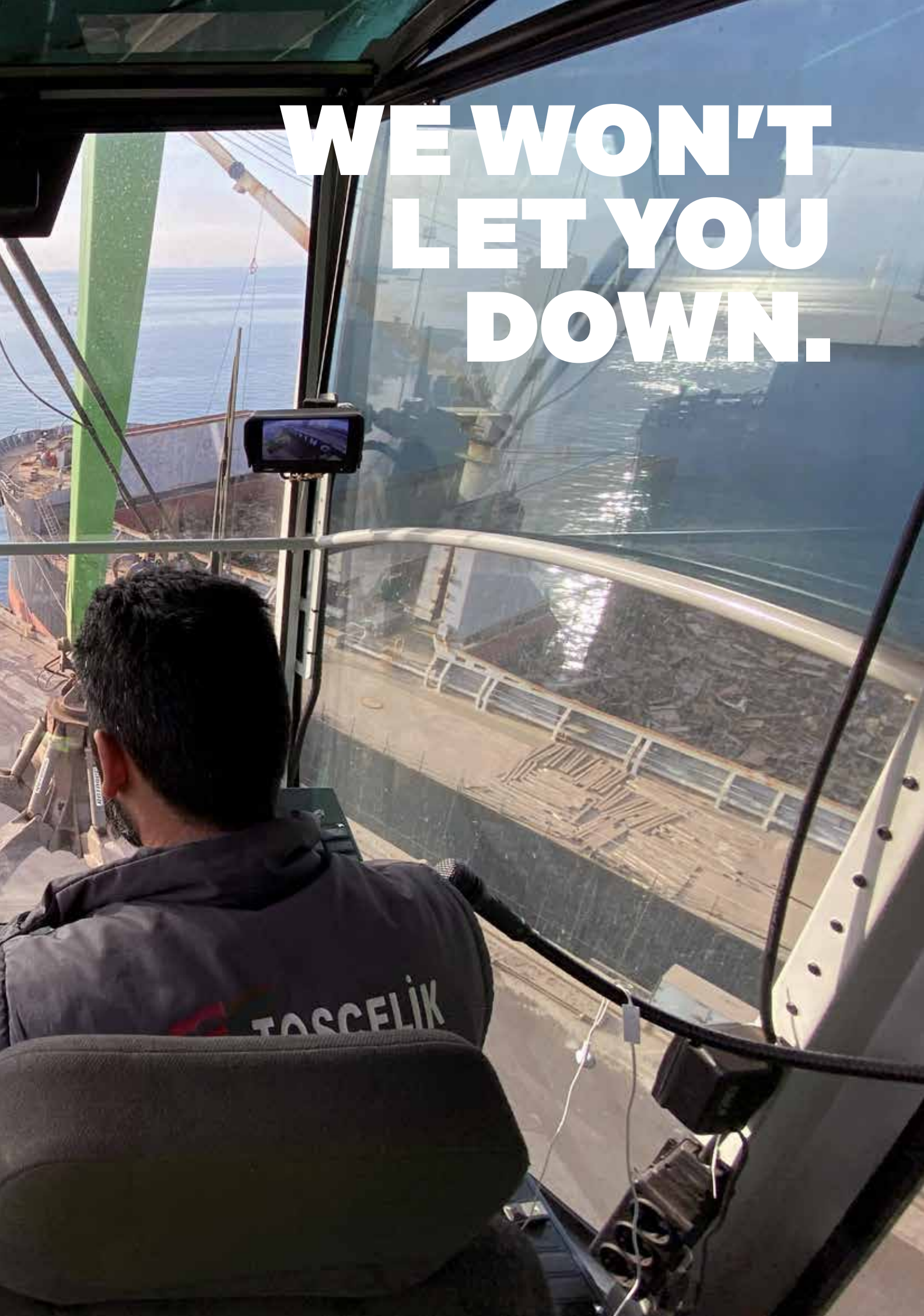
Each component of our products is designed and manufactured in our production facilities in Sainte-Justine, Quebec (Canada) and in Littleton, New Hampshire (USA), to bring you the highest quality. We use the most advanced technologies throughout the process and the result is simply the best material equipment available out there.

Unbeatable quality and nothing less. This is the promise Rotobec has been delivering throughout the years wherever you are in the world. We have worked hard for you. This is why today Rotobec products are globally recognized and trusted, making us the world leader in the industry.

We are Rotobec.



**WE WON'T
LET YOU
DOWN.**



Want to know our secret sauce to building the most reliable attachments?

Our one and only 360° continuous rotation rotators and our famous in-house cylinders! Rotobec continues pushing the boundaries of innovation in rotator and cylinder design.

We are well-known for our innovation and development of the most advanced 360° rotators. Our rotators are without a doubt the longest lasting ever made. They offer cost effective maintenance due to easily accessible greasing points, a durable motor, and a fully supported pinion gear allowing them to go further and protect your investment. All of our rotators are fully sealed, allowing them to be fully submerged in up to 15 feet (5 meters) of water with the standard 360° rotator. We are committed to delivering the most reliable rotators on the market, no matter where you are in the world. Why settle for anything but the best?



THE FINEST DESIGN FOR SUPERIOR PERFORMANCE

There is no place for downtime in port material handling! The threat of damaged cylinders is a common and costly problem that can quickly bring your entire operation to a grinding halt and be very costly in terms of late ship penalties. In order to protect your most precious asset, we have designed a cylinder that has revolutionized the port industry. Rotobec provides you with a cylinder that is better protected and more durable than any other option on the market for your Clamshell Bucket. Rotobec Orange Peel Grapples are equipped with our unique CDS technology. Want less downtime and fewer damaged cylinders? Try our famous cylinders for yourself. You will never look back.

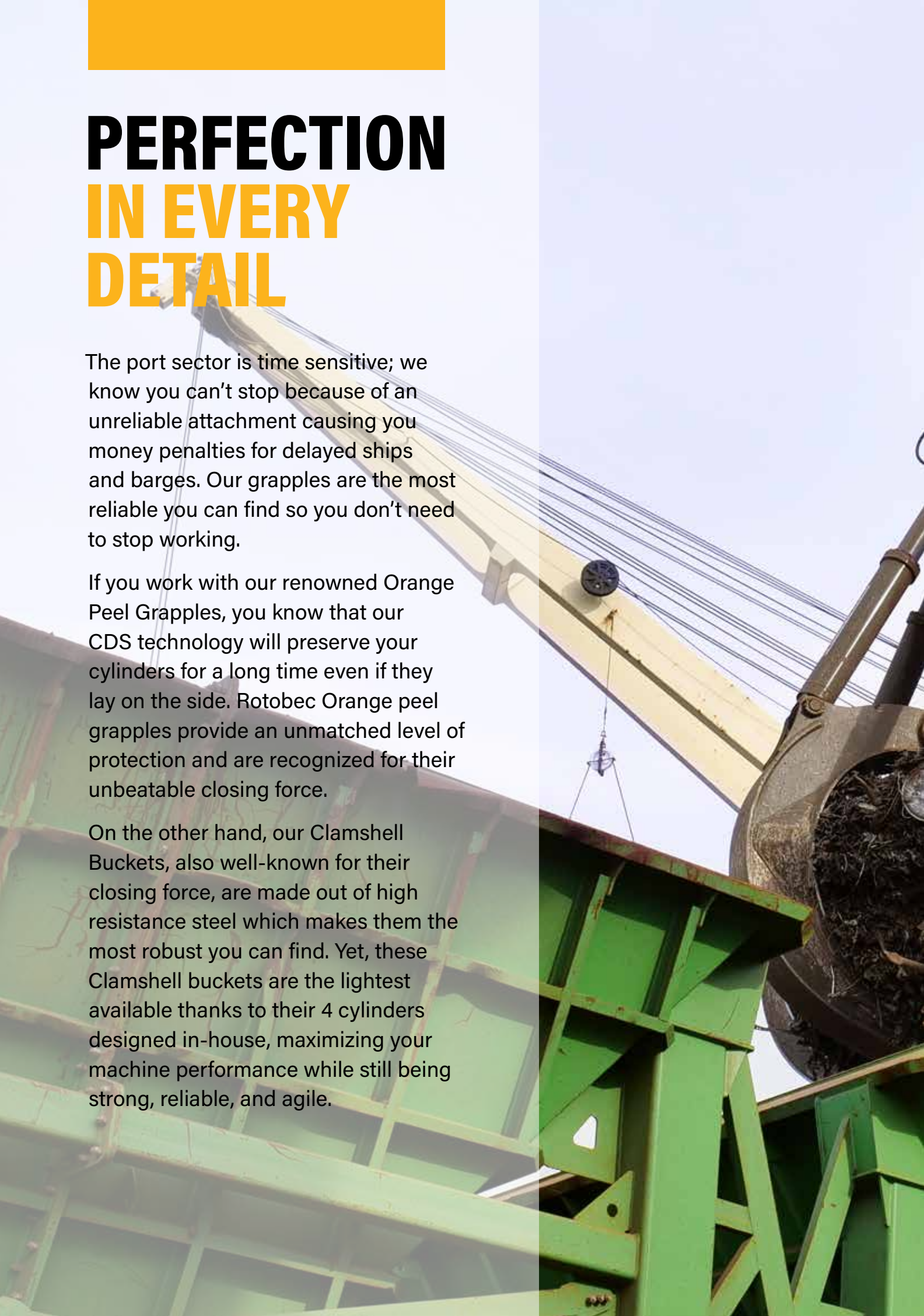


PERFECTION IN EVERY DETAIL

The port sector is time sensitive; we know you can't stop because of an unreliable attachment causing you money penalties for delayed ships and barges. Our grapples are the most reliable you can find so you don't need to stop working.

If you work with our renowned Orange Peel Grapples, you know that our CDS technology will preserve your cylinders for a long time even if they lay on the side. Rotobec Orange peel grapples provide an unmatched level of protection and are recognized for their unbeatable closing force.

On the other hand, our Clamshell Buckets, also well-known for their closing force, are made out of high resistance steel which makes them the most robust you can find. Yet, these Clamshell buckets are the lightest available thanks to their 4 cylinders designed in-house, maximizing your machine performance while still being strong, reliable, and agile.



**YOU
DESERVE
THE BEST.**



INNOVATION AND BEAUTY UNITED


The Rotobec Orange Peel Grapple is recognized as the industry leader in both innovation and toughness. Their sleek, yet robust, design and standard 360° rotation make them a dream to own and operate. Rotobec Orange Peel Grapples push the boundary of possibilities to a whole new level with the bigger models of 5-tine and 6-tine designed specifically for equilibrium cranes and large material handlers. Equipped with Rotobec's own high-pressure cylinders, and one of the industry's only self-contained hydraulic fluid channeling system, these beasts are quickly revolutionizing the world of port material handling. Increase your up-time, reduce your maintenance and penalty costs, and dominate your competition.





**RAISING
THE BAR.**

**ELEVATE
YOUR
GAME.**



A large yellow excavator with a clamshell bucket is shown in action on a construction site. The excavator is positioned on a dirt embankment, and its long arm is extended upwards. The background features a body of water and some industrial structures. The text "MATERIAL MOVING MONSTERS OF ALL IMAGINABLE SIZES" is overlaid on the right side of the image in a bold, white and yellow font.

MATERIAL MOVING MONSTERS OF ALL IMAGINABLE SIZES

Rotobec Clamshell Buckets set the industry benchmark for strength and durability. Our line of clamshells comes in many different sizes all the way up to a whopping 20 cubic yards (16 cubic meters) capacity. Within our lineup, we offer a variety of different series including: Light Duty, Standard Duty and Heavy Duty, each of which has been designed to provide the maximum level of performance based on the type of material being handled. Our CSBV series offer unmatched flexibility, allowing you to modify the capacity of the clamshell in the blink of an eye. When it comes to clamshell buckets, there is simply no other manufacturer capable of matching the toughness and versatility of a Rotobec.

PORT SOLUTIONS

CLAMSHELL BUCKETS

MODEL	Weight (including rotator)		Capacity		Maximum Working Density*	
V SERIES	lb	kg	yd ³	m ³	lb/yd ³	t/m ³
CSBV-500-600-RT1002	10,277	4,661	5.00 - 6.00	3.80 - 4.60	2,700	1,6
CSBV-650-780-RT1002	10,855	4,923	6.50 - 7.80	5.00 - 6.00	2,700	1,6
CSBV-1300-1570-RT1202	14,996	6,802	13.00 - 15.70	10.00 - 12.00	2,300	1,4
CSBV-1700-2000-RT1502	21,120	9,580	17.00 - 20.00	13.00 - 15.00	2,900	1,1




CLAMSHELL BUCKETS

MODEL	Weight (including rotator)		Capacity		Maximum Working Density*	
LIGHT DUTY	lb	kg	yd ³	m ³	lb/yd ³	t/m ³
CSB200L-RT502	3,745	1699	2.00	1.53	3,750	2,2
CSB225L-RT1002	4,040	1833	2.25	1.72	3,400	2,0
CSB250L-RT1002	4,135	1876	2.50	1.91	3,000	1,8
CSB300L-RT1002	4,815	2184	3.00	2.29	3,400	2,0
CSB350L-RT1002	5,020	2277	3.50	2.68	2,900	1,7
CSB400L-RT1002	5,225	2370	4.00	3.06	2,400	1,4
CSB450L-RT1002	6,215	2819	4.50	3.44	3,000	1,8
CSB500L-RT1002	6,425	2914	5.00	3.82	2,700	1,6
CSB600L-RT1002	6,680	3030	6.00	4.59	2,000	1,2
CSB700L-RT1202	8,535	3,871	7.00	5.35	2,200	1,3
CSB800L-RT1202	8,675	3935	8.00	6.12	2,000	1,2
CSB900L-RT1202	8,825	4003	9.00	6.88	1,700	1,0
¹ CSB1000L-RT1202	14,025	6362	10.00	7.65	2,100	1,2
¹ CSB1200L-RT1202	14,680	6659	11.00	9.17	1,600	0,9
¹ CSB1400L-RT1202	15,090	6845	14.00	10.70	1,300	0,8
STANDARD DUTY	lb	kg	yd ³	m ³	lb/yd ³	t/m ³
CSB200-RT1002	4,525	2,053	2.00	1.53	4,500	2,7
CSB225-RT1002	4,640	2,105	2.25	1.72	4,400	2,6
CSB250-RT1002	4,750	2,155	2.50	1.91	4,000	2,4
CSB300-RT1002	5,565	2,524	3.00	2.29	4,300	2,6
CSB350-RT1002	5,765	2,615	3.50	2.68	3,900	2,3
CSB400-RT1002	6,015	2,728	4.00	3.06	3,400	2,0
CSB450-RT1002	7,080	3,211	4.50	3.44	3,800	2,3
CSB500-RT1002	7,230	3,279	5.00	3.82	3,400	2,0
CSB550-RT1002	7,425	3,368	5.50	4.21	3,200	1,9
CSB600-RT1202	7,905	3,586	6.00	4.59	2,800	1,7
CSB700-RT1202	10,465	4,747	7.00	5.35	3,000	1,8
CSB800-RT1202	10,635	4,824	8.00	6.12	2,700	1,6
CSB900-RT1202	10,820	4,908	9.00	6.88	2,200	1,3
¹ CSB1000-RT1202	14,480	6,568	10.00	7.65	2,500	1,5
¹ CSB1100-RT1202	14,885	6,752	11.00	8.41	2,300	1,4
¹ CSB1200-RT1202	15,305	6,942	12.00	9.17	2,100	1,2



TECHNICAL DATA

MODEL		Weight (including rotator)		Capacity		Maximum Working Density*	
HEAVY DUTY		lb	kg	yd³	m³	lb/yd³	t/m³
CSB200HD-RT1002		5,350	2,427	2.00	1.53	4,500	2,7
CSB225HD-RT1002		5,475	2,483	2.25	1.72	4,500	2,7
CSB250HD-RT1002		5,600	2,540	2.50	1.91	4,500	2,7
CSB300HD-RT1002		6,815	3,091	3.00	2.29	4,500	2,7
CSB350HD-RT1002		6,980	3,166	3.50	2.68	4,500	2,7
CSB400HD-RT1002		7,090	3,216	4.00	3.06	4,500	2,7
CSB450HD-RT1202		9,770	4,432	4.50	3.44	4,500	2,7
CSB500HD-RT1202		9,955	4,516	5.00	3.82	4,500	2,7
CSB600HD-RT1202		10,305	4,674	6.00	4.59	4,500	2,7
¹CSB700HD-RT1202		13,685	6,207	7.00	5.35	3,600	2,1
¹CSB800HD-RT1202	14,070	6,382	8.00	6.12	3,200	1,9	

*The full load average is calculated with the indicated maximum working density.

Full load average = Grapple weight with rotator + (Maximum working density x Grapple volume)

**IMPORTANT: The real load must be evaluated with the handled material density, and compared with the machine minimum lifting capacities at full reach.

***VERY IMPORTANT: The maximum working density is for reference only, this value assumes material that behaves like normal aggregate and will make a slope 2:1, if the material has no viscosity, and has no large chunks. It means that the clamshell bucket must be used for rehandling materials and not for scraping or digging.



¹ Ribs version and reinforced version.

AVAILABLE OPTION FOR CLAMSHELL BUCKETS



REPLACEABLE BOLT-ON CUTTING EDGES

Note: Weight of bolt-on cutting edges option is not included in total weight of Clamshell Buckets.

ORANGE PEEL GRAPPLES							
MODEL		Weight (including rotator)		Capacity		Maximum Opening	
5-TINE SERIES		lb	kg	yd³	m³	in.	mm
OP5S380-RT1202		11,690	5,302	4.97	3.80	171 3/4	4362
OP5S450-RT1202		12,530	5,684	5.89	4.50	179	4547
6-TINE SERIES		lb	kg	yd³	m³	in.	mm
OP6S500-RT1202		17,515	7,945	6.54	5.00	187 3/4	4772
OP6S700-RT1202		20,750	9,412	9.16	7.00	208	5283
OP6S1000-RT1502		27,570	12,506	13.08	10.00	223	5669



ROTOBEC

■ At Rotobec, we are not (and will never be) afraid to say it out loud: **we are the best!**

The reason is simple. Just like you, we have earned this position. And just like you, we work hard every single day to keep it. From dawn to dusk. Just like you, we know that the best things in life are tough earned.

That's why we never take anything for granted; a reputation, the number of fans on Facebook, a safe place in the industry, the trust of the dealers, the satisfaction of the customers, the comfort of the team, the perfection of a piece of equipment. It's about giving it our all and raising the bar. Doing better, pushing harder, going further.

That is how we achieve to build the most trustworthy equipment and relationships in the business. Why accept less? **You deserve what's best.** The industry deserves what's best. The world deserves what's best.

So together, let's aim higher. If it doesn't exist, we'll create it. We can do better, let's do it. When the horizon gets tough, we keep going.

We are Rotobec!



ROTOBEC



CONTACT US

Eastern Canada & International

200 rue Industrielle
Sainte-Justine, QC CANADA
G0R 1Y0
T. (418) 383-3002

Eastern & Central USA

162 Rotobec Drive
Littleton, NH USA
03561
T. (603) 444-2103

Southern USA

1225 E Crosby Rd #17
Carrollton, TX USA
75006
T. (972) 242-9514

Western Canada & USA

10-2660 Kyle Rd
West Kelowna, BC CANADA
V1Z 2N1
T. (250) 765-1161

Brazil

Rua Carlos Essenfelder, 952
Bairro Boqueirão, Curitiba Paraná
CEP 81650-090
T. (41) 3287-2835