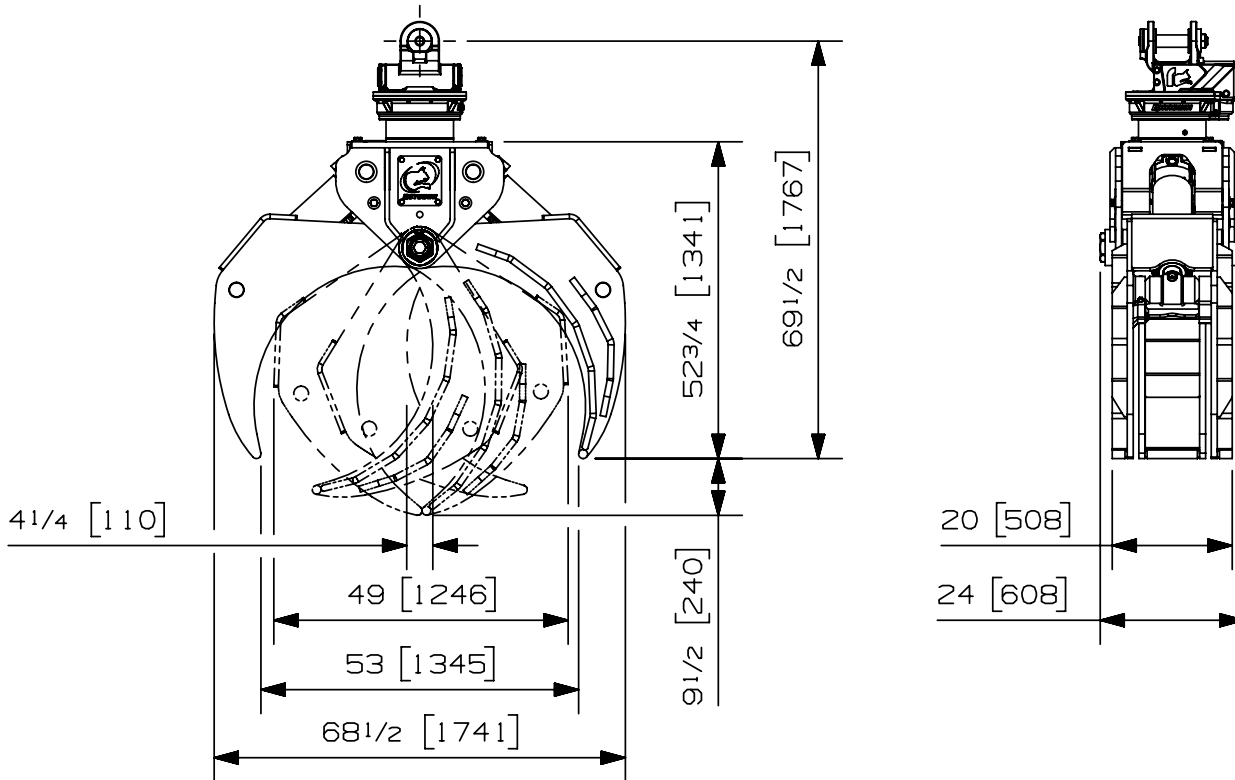


Max load:	n/a lb	n/a kg
Volume:	.26 cord of 8ft.	.94 m ³
Area tip to tip:	4.17 ft ²	.39 m ²
Rotator lifting capacity:	50000 lb	22680 kg
Torque at relief pressure:	18630 lb-in	2105 Nm
	1450 psi	100 bars
Weight:	2525 lb	1145 kg

Rotator	Maximum pressure: 5000 psi 345 bars	Recommended flow: 9 gpm 34 l/min
Rotator recommended flow will produce a speed of 25 rpm		

Cylinder	Diameter	Recommended pressure	Pressure range	Flow range	Lock valves
Standard	4 1/2 " (114 mm)	3750 psi (259 bars)	2500-5000 psi (172-345 bars)	26-37 gpm (98-140 l/min.)	yes

Grapple cylinder maximum flow will theoretically produce a complete grapple open/close cycle in 5 seconds.



Options:

- Protection strips on jaw edges. (28 lb / 13 kg)
- Impact protection relief valve. (inclus/included)
- Saw bundle kit RGS-750. (667 lb / 303 kg)
- Optional brush rake kit. (n/a)

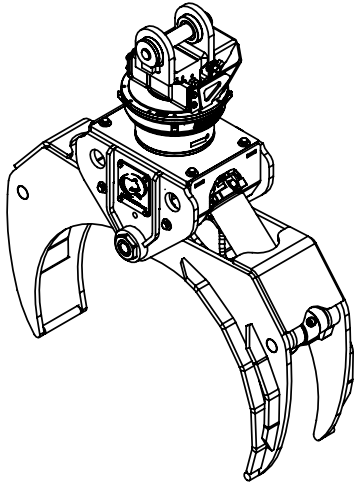
web site: www.rotobec.com

email: rotobec@rotobec.com

Rotobec Inc.: Head office serving OEM's and Eastern Canada Ph: (418) 383-3002 Fax: (418) 383-5334
Rotobec West: Branch serving Western Canada and Western USA Ph: (250) 765-1161 Fax: (250) 765-0035
Rotobec USA: Branch serving Eastern and Central USA Ph: (603) 444-2103 Fax: (603) 444-0327

We reserve the right to change specifications and to improve our products without notice or obligation.

07006-2869 D.B.
14/10/16

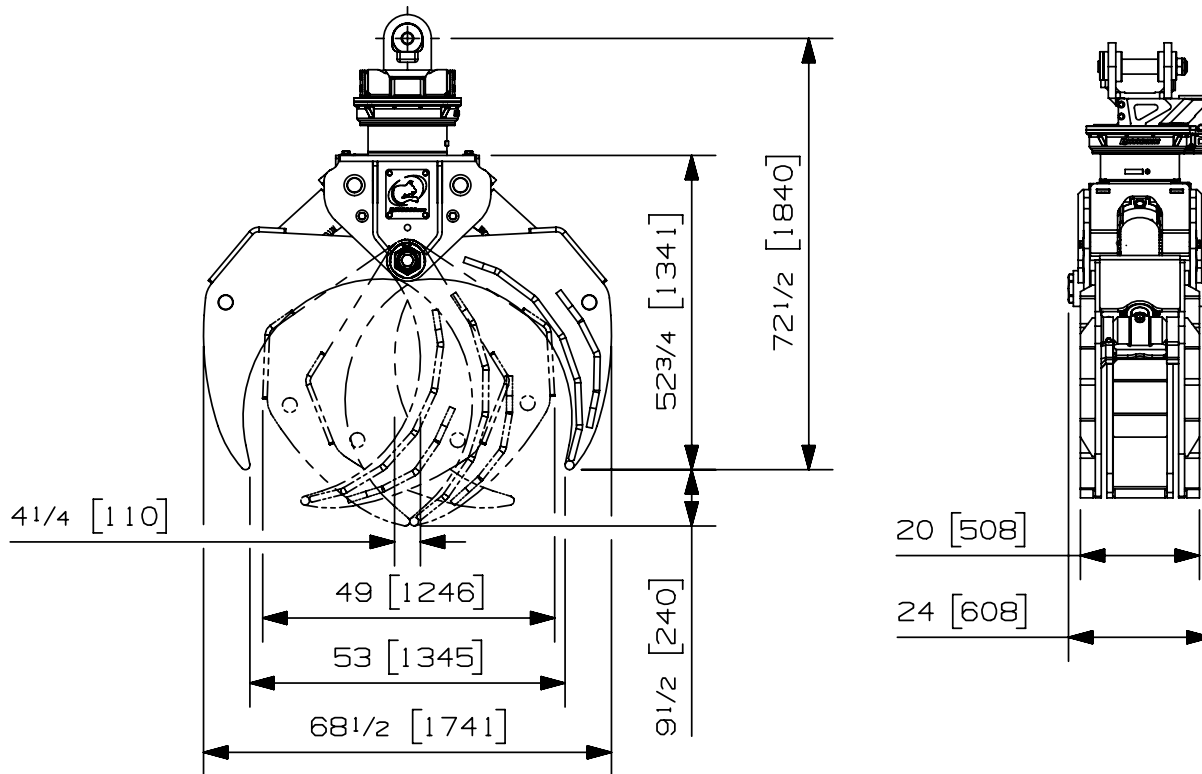


Max load:	n/a lb	n/a kg
Volume:	.26 cord of 8ft.	.94 m ³
Area tip to tip:	4.17 ft ²	.39 m ²
Rotator lifting capacity:	100000 lb	45359 kg
Torque at relief pressure:	22360 lb-in	2526 Nm
	1450 psi	100 bars
Weight:	2765 lb	1254 kg

Rotator	Maximum pressure: 5000 psi 345 bars	Recommended flow: 8 gpm 30 l/min
Rotator recommended flow will produce a speed of 20 rpm		

Cylinder	Diameter	Recommended pressure	Pressure range	Flow range	Lock valves
Standard	4 1/2 " (114 mm)	3750 psi (259 bars)	2500-5000 psi (172-345 bars)	26-37 gpm (98-140 l/min.)	yes

Grapple cylinder maximum flow will theoretically produce a complete grapple open/close cycle in 5 seconds.



Options:

- Protection strips on jaw edges. (28 lb / 13 kg)
- Impact protection relief valve. (inclus/included)
- Saw bundle kit RGS-750. (667 lb / 303kg)
- Optional brush rake kit. (n/a)

web site: www.rotobec.com

email: rotobec@rotobec.com

Rotobec Inc.: Head office serving OEM's and Eastern Canada Ph: (418) 383-3002 Fax: (418) 383-5334
Rotobec West: Branch serving Western Canada and Western USA Ph: (250) 765-1161 Fax: (250) 765-0035
Rotobec USA: Branch serving Eastern and Central USA Ph: (603) 444-2103 Fax: (603) 444-0327