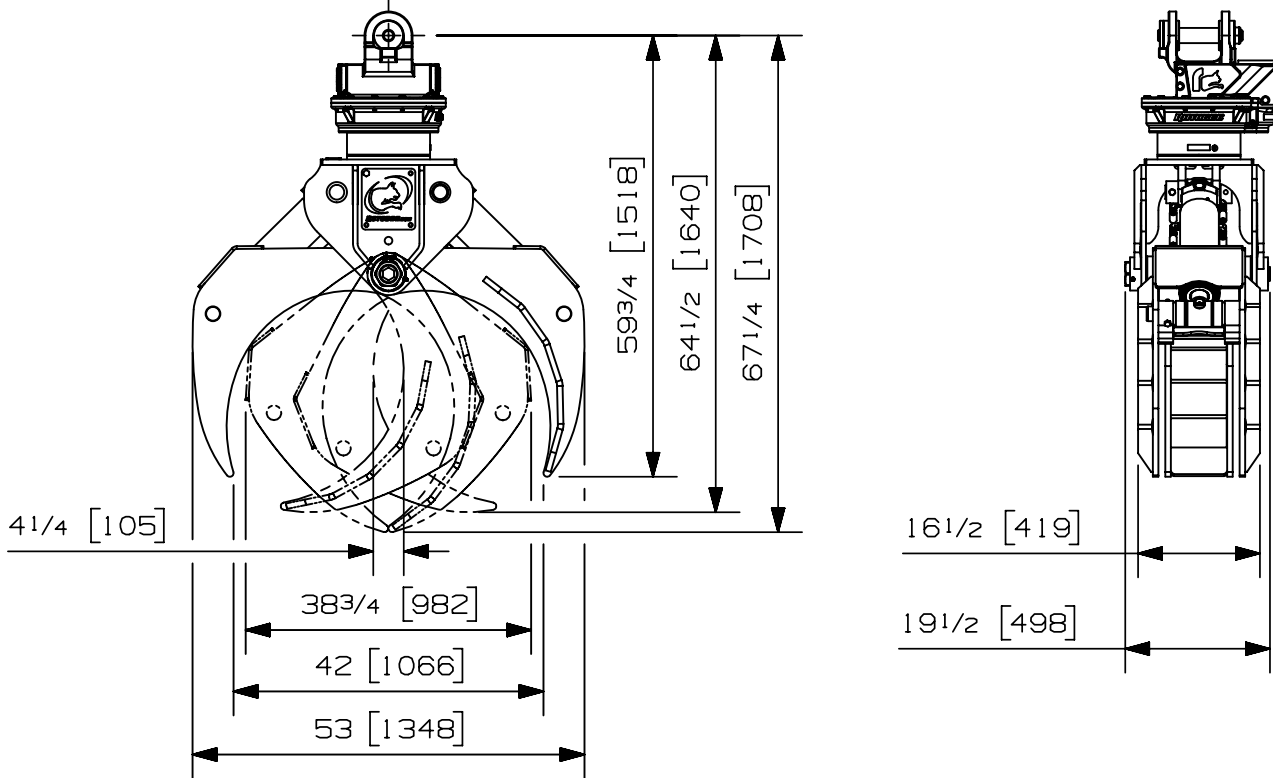


<b>Max load:</b>	n/a lb	n/a kg
<b>Volume:</b>	.17 cord of 8ft.	.62 m <sup>3</sup>
<b>Area tip to tip:</b>	2.72 ft <sup>2</sup>	.25 m <sup>2</sup>
<b>Rotator lifting capacity:</b>	50000 lb	22680 kg
<b>Torque at relief pressure:</b>	14910 lb-in	1685 Nm
	1160 psi	80 bars
<b>Weight:</b>	1385 lb	628 kg

<b>Rotator</b>	<b>Maximum pressure:</b> 5000 psi    345 bars	<b>Recommended flow:</b> 9 gpm    34 l/min
Rotator recommended flow will produce a speed of 25 rpm		

Cylinder	Diameter	Recommended pressure	Pressure range	Flow range	Lock valves
Standard	3 1/2 " (89 mm)	3750 psi (259 bars)	2500-5000 psi (172-345 bars)	15-23 gpm (57-87 l/min.)	yes

Grapple cylinder maximum flow will theoretically produce a complete grapple open/close cycle in 4 seconds.

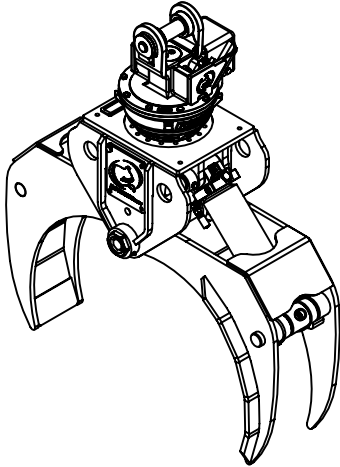


- Options:
- Log protection package, including shaft on jaw tips and protection strips on jaw edges. (55 lbs / 25 kg)
  - Shaft on jaw tips to prevent log damage. (n/a)
  - Impact protection relief valve. (10 lbs / 5 kg)
  - Optional brush rake kit. (n/a)
  - Head protector. (40 lbs / 18 kg)
  - Saw bundle kit RGS-404. (425 lbs / 193 kg)

web site: [www.rotobec.com](http://www.rotobec.com)

email: [rotobec@rotobec.com](mailto:rotobec@rotobec.com)

**Rotobec Inc.:** Head office serving OEM's and Eastern Canada    Ph: (418) 383-3002 Fax: (418) 383-5334  
**Rotobec West:** Branch serving Western Canada and Western USA    Ph: (250) 765-1161 Fax: (250) 765-0035  
**Rotobec USA:** Branch serving Eastern and Central USA    Ph: (603) 444-2103 Fax: (603) 444-0327

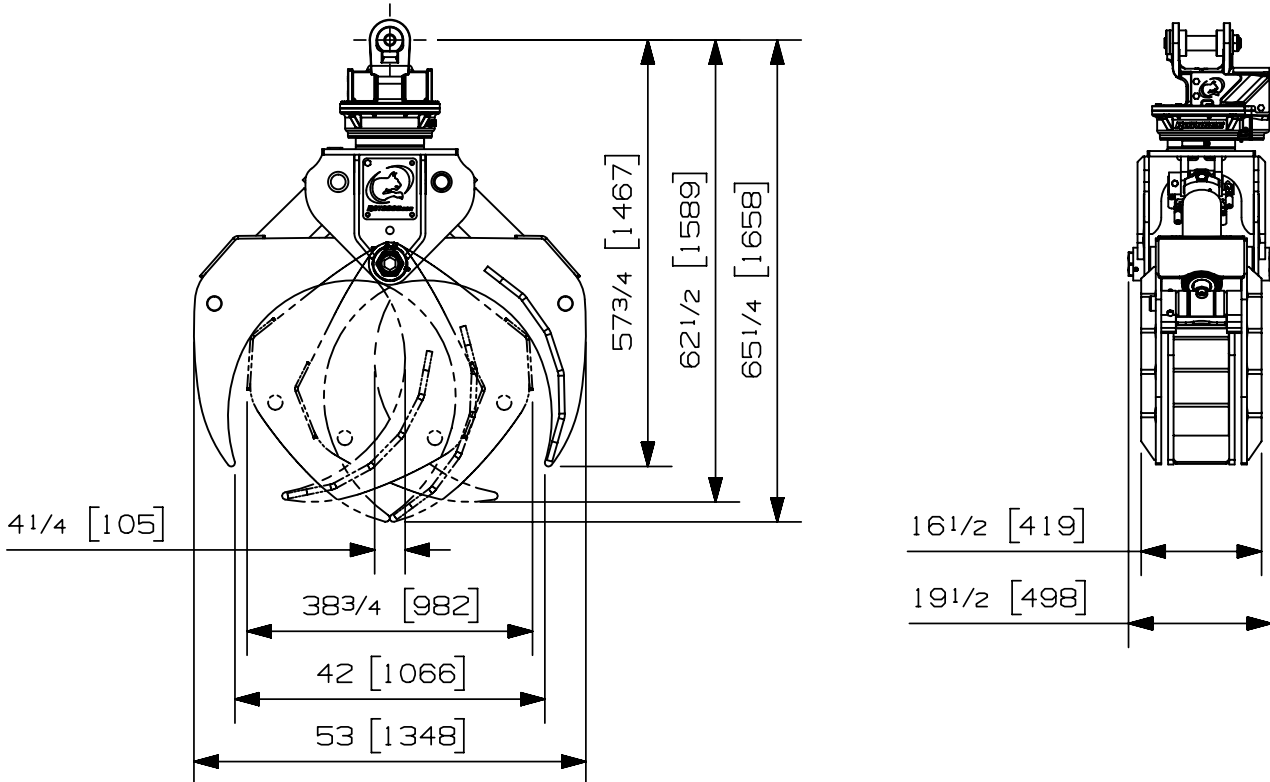


<b>Max load:</b>	n/a lb	n/a kg
<b>Volume:</b>	.17 cord of 8ft	.62 m <sup>3</sup>
<b>Area tip to tip:</b>	2.72 ft <sup>2</sup>	.25 m <sup>2</sup>
<b>Rotator lifting capacity:</b>	25000 lb	11340 kg
<b>Torque at relief pressure:</b>	16150 lb-in	1825 Nm
	1450 psi	100 bars
<b>Weight:</b>	1210 lb	549 kg

<b>Rotator</b>	<b>Maximum pressure:</b> 5000 psi    345 bars	<b>Recommended flow:</b> 9 gpm    34 l/min
Rotator recommended flow will produce a speed of 30 rpm		

Cylinder	Diameter	Recommended pressure	Pressure range	Flow range	Lock valves
Standard	3 1/2 " (89 mm)	3750 psi (259 bars)	2500-5000 psi (172-345 bars)	15-23 gpm (57-87 l/min.)	yes

Grapple cylinder maximum flow will theoretically produce a complete grapple open/close cycle in 4 seconds.



- Options:
- Log protection package, including shaft on jaw tips and protection strips on jaw edges. (55 lbs / 25 kg)
  - Shaft on jaw tips to prevent log damage. (n/a)
  - Impact protection relief valve. (10 lbs / 5 kg)
  - Optional brush rake kit. (n/a)
  - Head protector. (40 lbs / 18 kg)

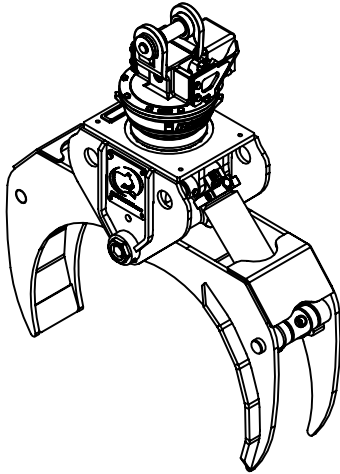
web site: [www.rotobec.com](http://www.rotobec.com)

email: [rotobec@rotobec.com](mailto:rotobec@rotobec.com)

**Rotobec Inc.:** Head office serving OEM's and Eastern Canada    Ph: (418) 383-3002 Fax: (418) 383-5334  
**Rotobec West:** Branch serving Western Canada and Western USA    Ph: (250) 765-1161 Fax: (250) 765-0035  
**Rotobec USA:** Branch serving Eastern and Central USA    Ph: (603) 444-2103 Fax: (603) 444-0327

We reserve the right to change specifications and to improve our products without notice or obligation.

07008-2884  
15/05/19 D.L.

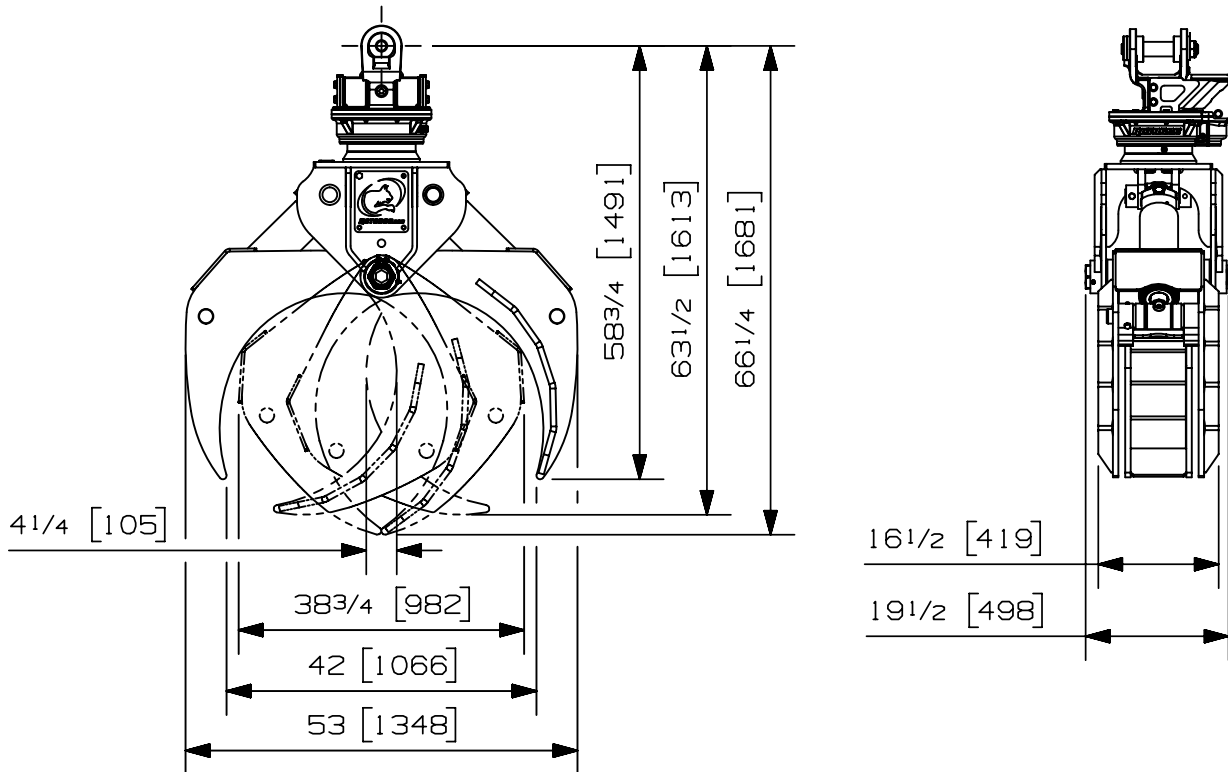


<b>Max load:</b>	n/a lb	n/a kg
<b>Volume:</b>	.17 cord of 8ft	.62 m <sup>3</sup>
<b>Area tip to tip:</b>	2.72 ft <sup>2</sup>	.25 m <sup>2</sup>
<b>Rotator lifting capacity:</b>	32000 lb	14515 kg
<b>Torque at relief pressure:</b>	12920 lb-in	1460 Nm
	1160 psi	80 bars
<b>Weight:</b>	1255 lb	569 kg

<b>Rotator</b>	<b>Maximum pressure:</b> 5000 psi    345 bars	<b>Recommended flow:</b> 9 gpm    34 l/min
Rotator recommended flow will produce a speed of 30 rpm		

Cylinder	Diameter	Recommended pressure	Pressure range	Flow range	Lock valves
Standard	3 1/2 " (89 mm)	3750 psi (259 bars)	2500-5000 psi (172-345 bars)	15-23 gpm (57-87 l/min.)	yes

Grapple cylinder maximum flow will theoretically produce a complete grapple open/close cycle in 4 seconds.



- Options:
- Log protection package, including shaft on jaw tips and protection strips on jaw edges. (55 lbs / 25 kg)
  - Shaft on jaw tips to prevent log damage. (n/a)
  - Impact protection relief valve. (10 lbs / 5 kg)
  - Optional brush rake kit. (n/a)
  - Head protector (40 lbs / 18 kg)

web site: [www.rotobec.com](http://www.rotobec.com)

email: [rotobec@rotobec.com](mailto:rotobec@rotobec.com)

**Rotobec Inc.:** Head office serving OEM's and Eastern Canada    Ph: (418) 383-3002 Fax: (418) 383-5334  
**Rotobec West:** Branch serving Western Canada and Western USA    Ph: (250) 765-1161 Fax: (250) 765-0035  
**Rotobec USA:** Branch serving Eastern and Central USA    Ph: (603) 444-2103 Fax: (603) 444-0327

We reserve the right to change specifications and to improve our products without notice or obligation.

07005-8209  
15/05/19 D.L.